

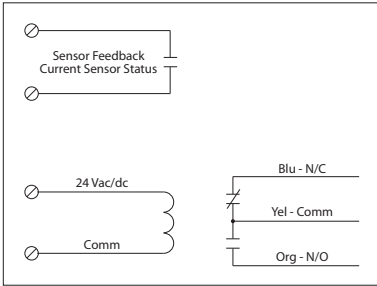
**RELAY & AC CURRENT SWITCH COMBOS**

**RIBX24 Series**

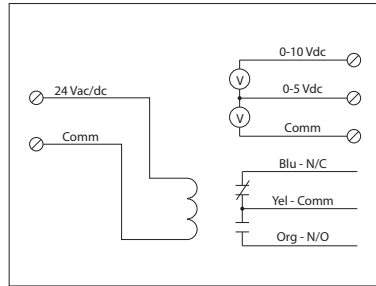
Enclosed 20 Amp Relay/AC Sensor Combinations, with 24 Vac/dc Coil



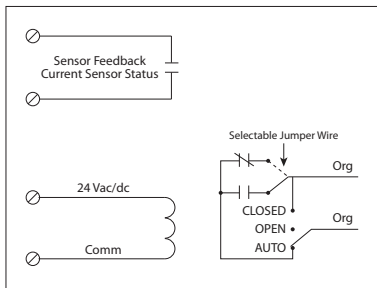
**RIBX24BA, RIBX24BF+**




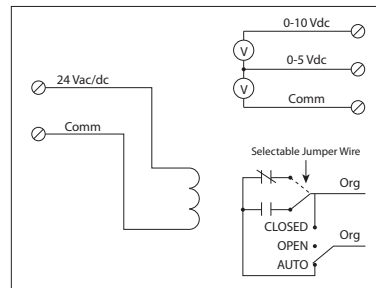
**RIBX24BV^**



**RIBX24SBA, RIBX24SBF+**



**RIBX24SBV^**



CURRENT SENSORS

**SPECIFICATIONS**

**FUNCTIONAL DEVICES CERTIFIED FOR USE WITH ECMs**

- Expected Relay Life:** 10 million cycles minimum mechanical
- Operating Temperature:** -30 to 140° F
- Humidity Range:** 5 to 95% (noncondensing)
- Operate Time:** 20ms
- Relay Status:** Red LED On = Activated
- Dimensions:** 4.00" x 4.00" x 1.80" with .50" NPT Nipple
- Wire Length:** 16", 600V Rated
- Approvals:** UL Listed, UL916, UL864, C-UL California State Fire Marshal
- Housing Rating:** UL Accepted for Use in Plenum, NEMA 1
- Gold Flash:** No

- Coil Current:** 50 mA @ 18 Vac, 83 mA @ 24 Vac, 33 mA @ 22 Vdc, 35 mA @ 24 Vdc, 47 mA @ 30 Vdc
- Coil Voltage Input:** 24 Vac/dc; 50-60 Hz, Drop Out = 3 Vac / 3.8 Vdc, Pull In = 18 Vac / 22 Vdc

- Sensor Contact: +**
  - When current sensor status is off (open), leakage <30 uA @ 30Vac/dc
  - When current sensor status is on (closed), voltage drop < .3 Vac/dc @ .1 Amp, < 1.6 Vac/dc @ .4 Amp
- Sensor Feedback Output: ^**
  - Voltage output is proportional to current sensor range.
  - Min. Input Impedance = 30K ohms
  - Accuracy +/- 1% full scale
  - Ripple < 10m Vac

**RIBX24 SERIES SELECTION GUIDE**

Model#	Sensing Range	Type *	Threshold	Sensor Output	Resistive	Override Switch	Contact Ratings	Notes
RIBX24BF <b>ECMs</b>	.50-20 Amps	Internal w/ contact status	Fixed, .50 Amp	Solid State Contact 30 Vac/dc, 0.4 Amp	20 Amp	No	20 Amp Resistive @ 277 Vac 20 Amp Ballast @ 277 Vac 16 Amp Electronic Ballast @ 277 Vac (N/O) 10 Amp Tungsten @ 120 Vac (N/O)	
RIBX24BA <b>ECMs</b>	.50-20 Amps	Internal w/ contact status	Adjustable	Solid State Contact 30 Vac/dc, 0.4 Amp	20 Amp	No	1,110 VA Pilot Duty @ 277 Vac 770 VA Pilot Duty @ 120 Vac 240 Watt Tungsten @ 120 Vac (N/C) 2 HP @ 277 Vac 1 HP @ 120 Vac	
RIBX24BV	0-20 Amps	Internal w/ voltage output	Analog	0-5 Vdc 0-10 Vdc	20 Amp	No		
RIBX24SBF <b>ECMs</b>	.50-20 Amps	Internal w/ contact status	Fixed, .50 Amp	Solid State Contact 30 Vac/dc, 0.4 Amp	20 Amp	Yes	20 Amp Resistive @ 277 Vac 20 Amp Ballast @ 277 Vac (N/O) 10 Amp Ballast @ 277 Vac (N/C) <i>Not rated for Electronic Ballast</i>	• Normally Open or Normally Closed selected by yellow jumper wire
RIBX24SBA <b>ECMs</b>	.50-20 Amps	Internal w/ contact status	Adjustable	Solid State Contact 30 Vac/dc, 0.4 Amp	20 Amp	Yes	10 Amp Tungsten @ 120 Vac (N/O) 1,110 VA Pilot Duty @ 277 Vac 770 VA Pilot Duty @ 120 Vac 240 Watt Tungsten @ 120 Vac (N/C)	
RIBX24SBV	0-20 Amps	Internal w/ voltage output	Analog	0-5 Vdc 0-10 Vdc	20 Amp	Yes	2 HP @ 277 Vac 1 HP @ 120 Vac	

\* = Internal current sensor monitors current through common contact of relay.

**ECMs** = FDI Certified for use with electronically commutated motors